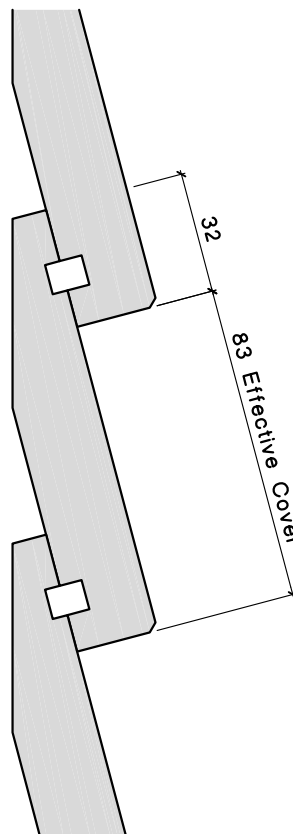


APJD401-22 Mini Bevel Back - 83mm Cover

Scale 1:1



APJD401-22 Mini Bevel Back

Effective Cover Section - 83mm Cover

Scale 1:2

Weatherboards

Custom Bevel Back Weatherboards Architectural Profile

102 Main Road, Kumeu, Auckland, New Zealand
PO Box 285 Kumeu, Auckland 0841, New Zealand

Note: Details may be subject to change without notification

JSC Timber

T.09 412-7722

F.09 412-7723

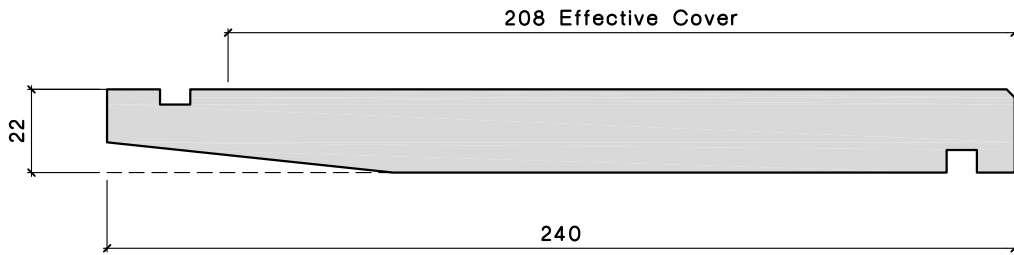
www.jsctimber.co.nz

Scale: 1:1, 1:2

Date: 25/03/10

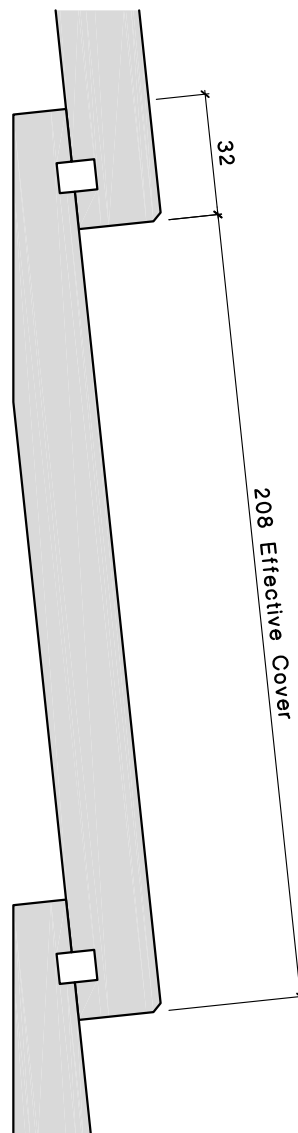
Dwg:

APJD401-22



APJD402-22 Bevel Back - 208mm Cover

Scale 1:2



APJD402-22 Bevel Back

Effective Cover Section - 208mm Cover

Scale 1:2

Weatherboards

Custom Bevel Back Weatherboards Architectural Profile

102 Main Road, Kumeu, Auckland, New Zealand
PO Box 285 Kumeu, Auckland 0841, New Zealand

Note: Details may be subject to change without notification

JSC Timber

T.09 412-7722

F.09 412-7723

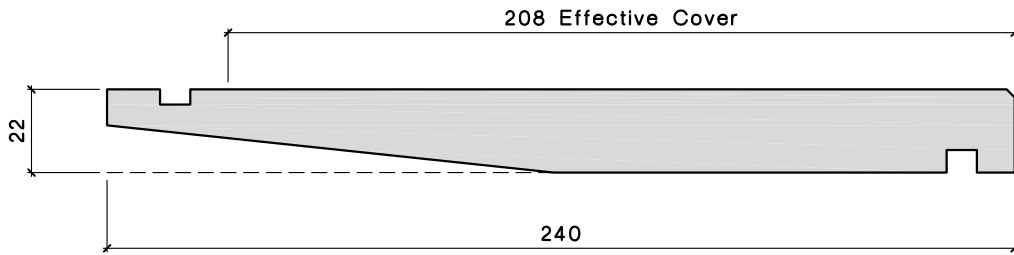
www.jsctimber.co.nz

Scale: 1:2

Date: 25/03/10

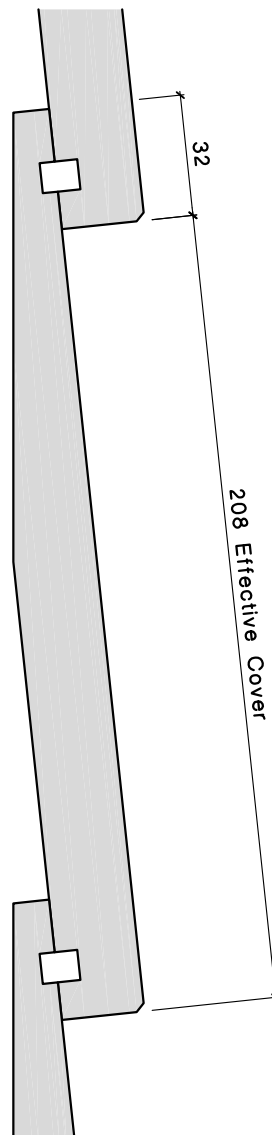
Dwg:

APJD402-22



APJD403-22 Bevel Back - 208mm Cover

Scale 1:2



APJD403-22 Bevel Back

Effective Cover Section - 208mm Cover

Scale 1:2

Weatherboards

Custom Bevel Back Weatherboards Architectural Profile

102 Main Road, Kumeu, Auckland, New Zealand
PO Box 285 Kumeu, Auckland 0841, New Zealand

Note: Details may be subject to change without notification

JSC Timber

T.09 412-7722

F.09 412-7723

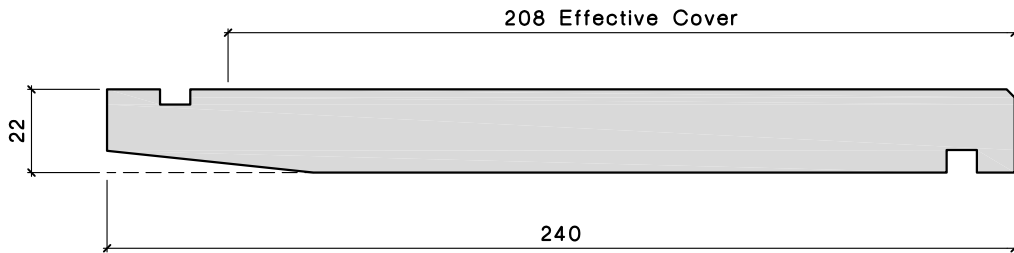
www.jsctimber.co.nz

Scale: 1:2

Date: 25/03/10

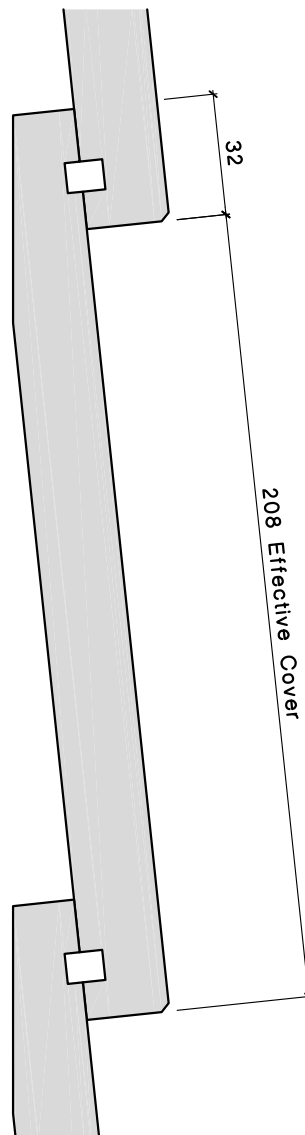
Dwg:

APJD403-22



APJD404-22 Bevel Back - 208mm Cover

Scale 1:2



APJD404-22 Bevel Back

Effective Cover Section - 208mm Cover

Scale 1:2

Weatherboards

Custom Bevel Back Weatherboards Architectural Profile

102 Main Road, Kumeu, Auckland, New Zealand
PO Box 285 Kumeu, Auckland 0841, New Zealand

Note: Details may be subject to change without notification

JSC Timber

T.09 412-7722

F.09 412-7723

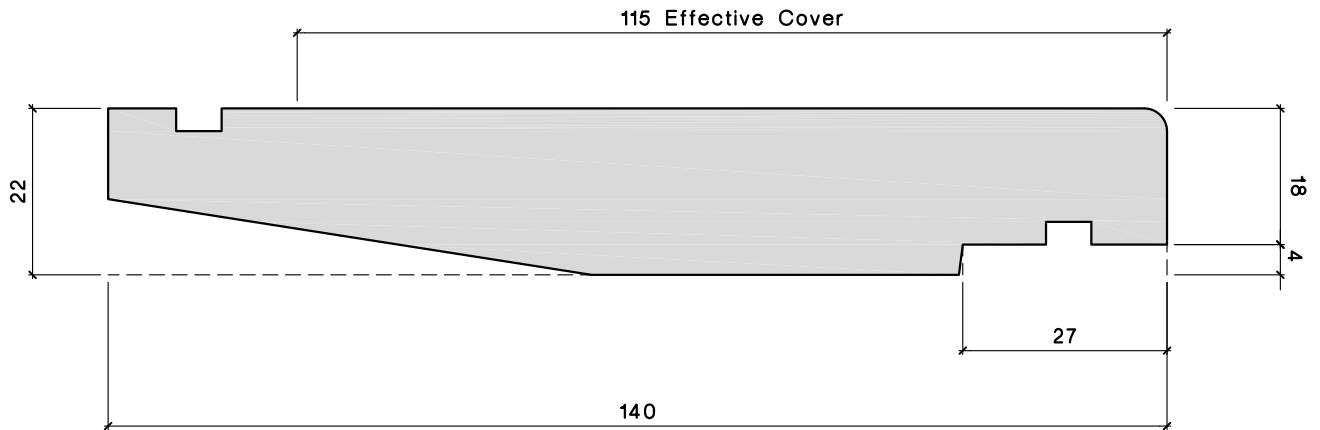
www.jsctimber.co.nz

Scale: 1:2

Date: 25/03/10

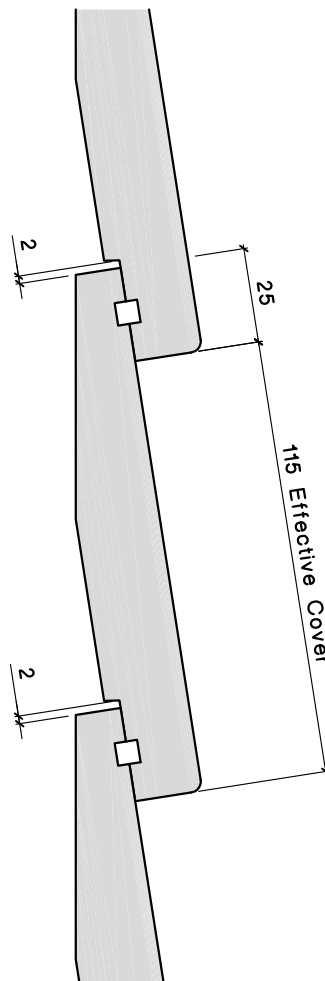
Dwg:

APJD404-22



JD150-22 Paint Finish Bevel Back - 115mm Cover

Scale 1:1



JD150-22 Paint Finish Bevel Back

Effective Cover Section - 115mm Cover

Scale 1:2

Weatherboards

Standard Bevel Back Weatherboard Profile

102 Main Road, Kumeu, Auckland, New Zealand
PO Box 285 Kumeu, Auckland 0841, New Zealand

Note: Details may be subject to change without notification

JSC Timber

T.09 412-7722

F.09 412-7723

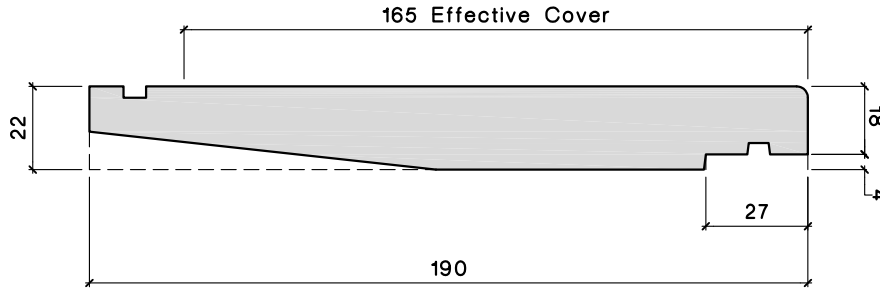
www.jsctimber.co.nz

Scale: 1:1, 1:2

Date: 25/03/10

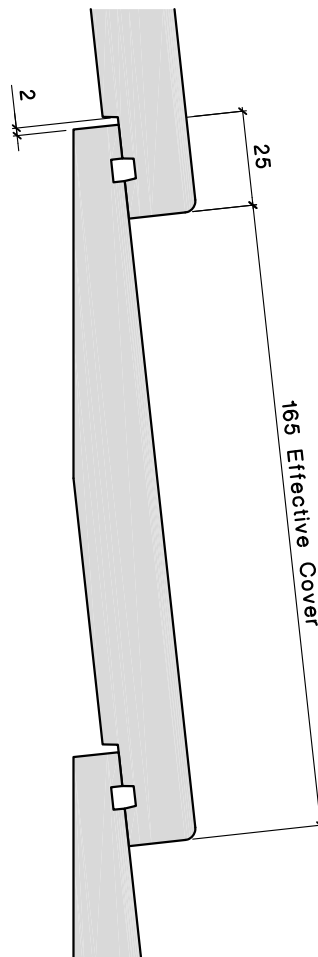
Dwg:

JD150-22



JD151-22 Paint Finish Bevel Back - 165mm Cover

Scale 1:2



JD151-22 Paint Finish Bevel Back

Effective Cover Section - 165mm Cover

Scale 1:2

Weatherboards

Standard Bevel Back Weatherboard Profile

102 Main Road, Kumeu, Auckland, New Zealand
PO Box 285 Kumeu, Auckland 0841, New Zealand

Note: Details may be subject to change without notification

JSC Timber

T.09 412-7722

F.09 412-7723

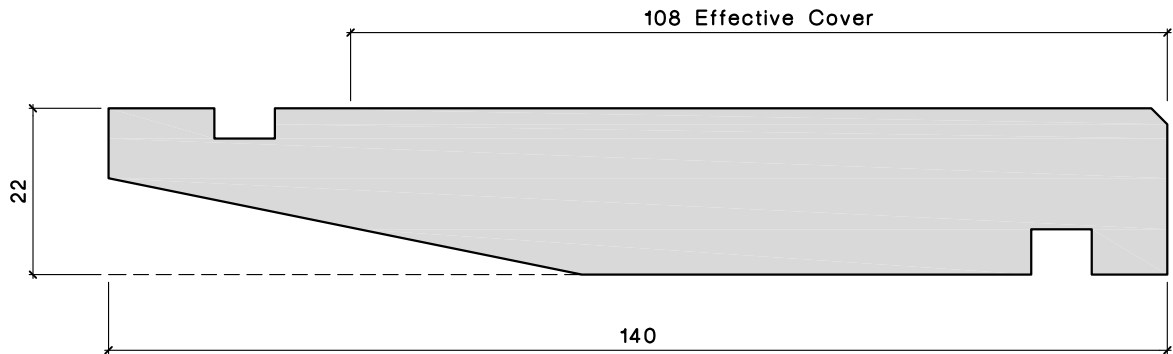
www.jsctimber.co.nz

Scale: 1:2

Date: 25/03/10

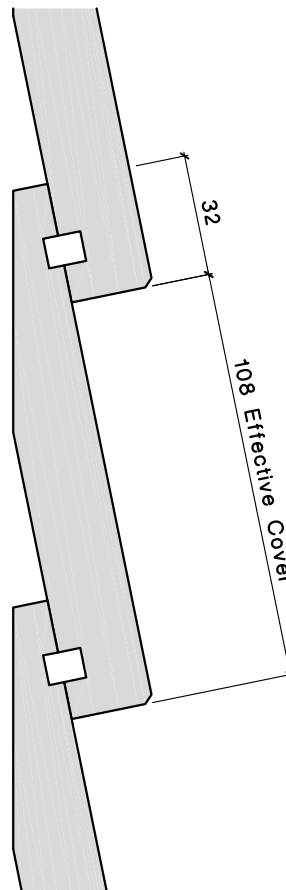
Dwg:

JD151-22



JD61-22 Standard Bevel Back - 108mm Cover

Scale 1:1



JD61-22 Standard Bevel Back

Effective Cover Section - 108mm Cover

Scale 1:2

Weatherboards

Standard Bevel Back Weatherboard Profile

102 Main Road, Kumeu, Auckland, New Zealand
PO Box 285 Kumeu, Auckland 0841, New Zealand

Note: Details may be subject to change without notification

JSC Timber

T.09 412-7722

F.09 412-7723

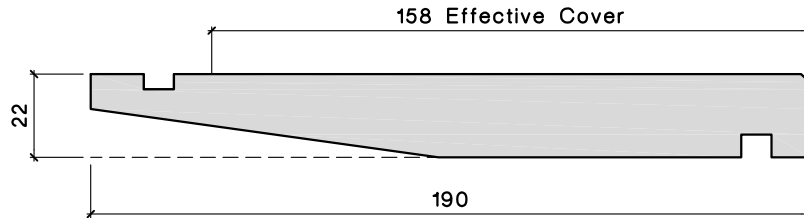
www.jsctimber.co.nz

Scale: 1:1, 1:2

Date: 25/03/10

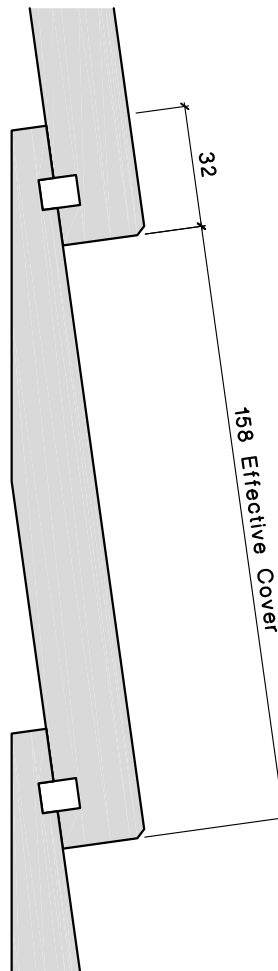
Dwg:

JD61-22



JD62-22 Standard Bevel Back - 158mm Cover

Scale 1:2



JD62-22 Standard Bevel Back

Effective Cover Section - 158mm Cover

Scale 1:2

Weatherboards

Standard Bevel Back Weatherboard Profile

102 Main Road, Kumeu, Auckland, New Zealand
PO Box 285 Kumeu, Auckland 0841, New Zealand

Note: Details may be subject to change without notification

JSC Timber

T.09 412-7722

F.09 412-7723

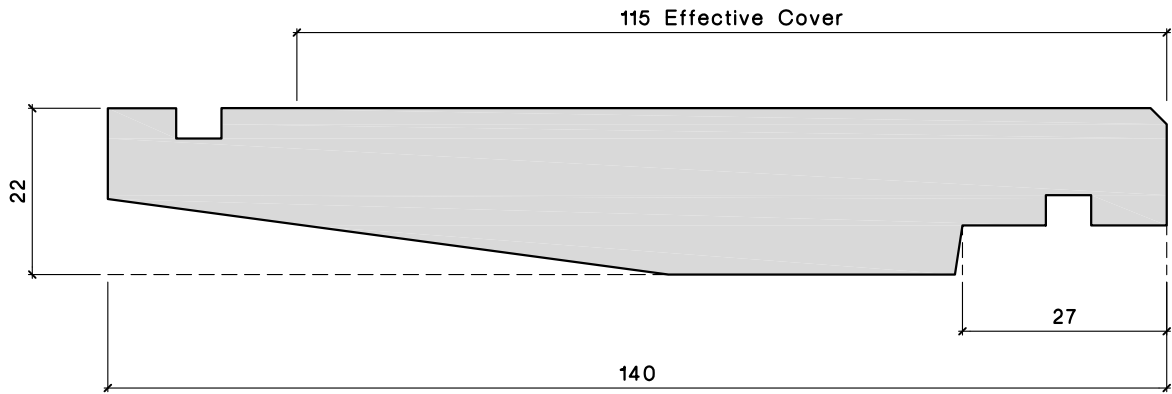
www.jsctimber.co.nz

Scale: 1:2

Date: 25/03/10

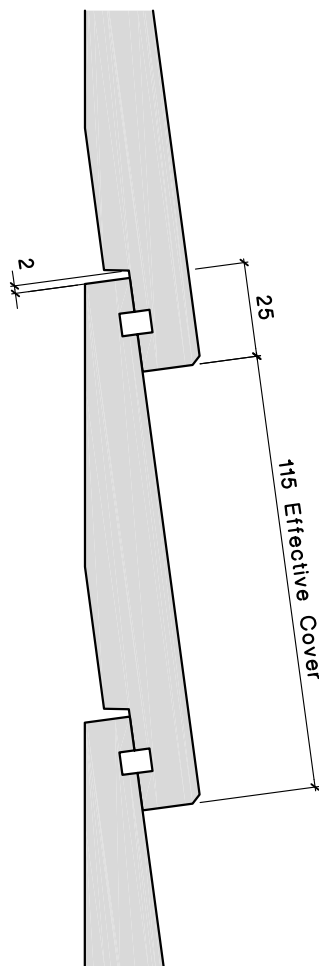
Dwg:

JD62-22



JD63-22 Rebated Bevel Back - 115mm Cover

Scale 1:1



JD63-22 Rebated Bevel Back

Effective Cover Section - 115mm Cover

Scale 1:2

Weatherboards

Standard Bevel Back Weatherboard Profile

102 Main Road, Kumeu, Auckland, New Zealand
PO Box 285 Kumeu, Auckland 0841, New Zealand

Note: Details may be subject to change without notification

JSC Timber

T.09 412-7722

F.09 412-7723

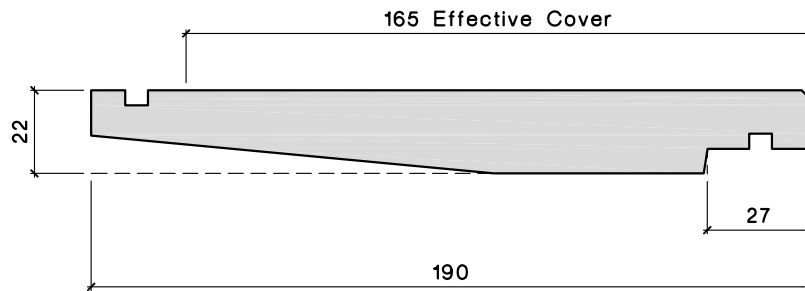
www.jsctimber.co.nz

Scale: 1:1, 1:2

Date: 25/03/10

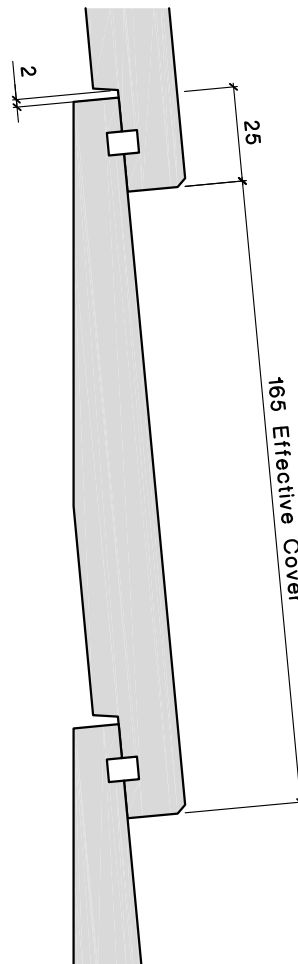
Dwg:

JD63-22



JD64-22 Rebated Bevel Back - 165mm Cover

Scale 1:2



JD64-22 Rebated Bevel Back

Effective Cover Section - 165mm Cover

Scale 1:2

Weatherboards

Standard Bevel Back Weatherboard Profile

102 Main Road, Kumeu, Auckland, New Zealand
PO Box 285 Kumeu, Auckland 0841, New Zealand

Note: Details may be subject to change without notification

JSC Timber

T.09 412-7722

F.09 412-7723

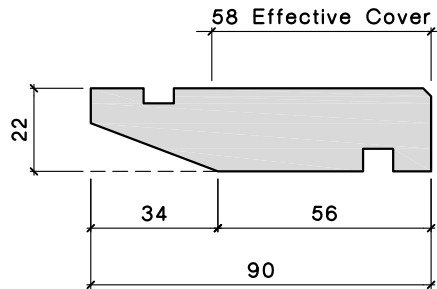
www.jsctimber.co.nz

Scale: 1:2

Date: 25/03/10

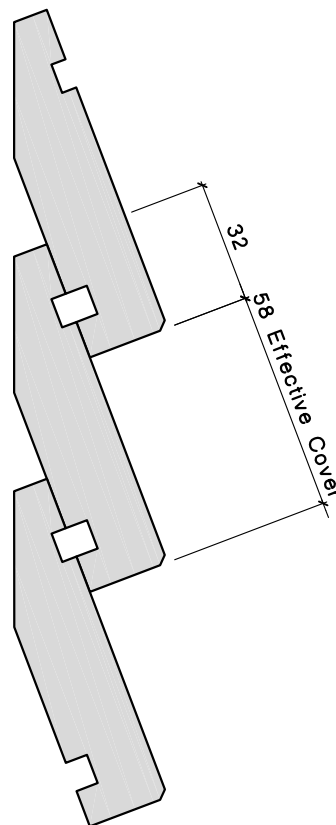
Dwg:

JD64-22



JD65-22 Mini Bevel Back - 58mm Cover

Scale 1:1



JD65-22 Mini Bevel Back

Effective Cover Section - 58mm Cover

Scale 1:2

Weatherboards

Standard Bevel Back Weatherboard Profile

102 Main Road, Kumeu, Auckland, New Zealand
PO Box 285 Kumeu, Auckland 0841, New Zealand

Note: Details may be subject to change without notification

JSC Timber

T.09 412-7722

F.09 412-7723

www.jsctimber.co.nz

Scale: 1:2

Date: 25/03/10

Dwg:

JD65-22